

ITEM# \_\_\_\_\_

PROJECT \_\_\_\_\_

DATE \_\_\_\_\_

## 12 Cup Automatic Coffee Brewer with 4 or 6 Warmers



### Features

#### 12 Cup Automatic Coffee Brewer

- Medium volume, twin brew head systems.
- Brews 15 gallons (56.8 liters) of perfect coffee per hour.
- Four or six individually controlled warming stations.
- All stainless steel construction.
- Includes hot water faucet.
- Pourover feature on both sides.
- SplashGard® funnel deflects hot liquids away from the hand.

#### Model CWTF 4/2 Twin

*(decanters sold separately)*

Dimensions: 19.3" H x 16.5" W x 19.8" D  
(49cm H x 41.9cm W x 50.3cm D)

For current specification sheets and other information, go to [www.bunn.com](http://www.bunn.com).

### Related Products

#### Easy Clear® EQ-17-TL

Product No. : 30200.1000

Dimensions:

12<sup>7</sup>/<sub>16</sub>" H x 2<sup>1</sup>/<sub>2</sub>" W x 3" D  
31.6 cm H x 6.35 cm W x 7.62 cm D



#### Paper Filter Pack

Product No. : 20115.6000

Packed per case: 1,000

Dimensions: 4<sup>1</sup>/<sub>4</sub>" Base x 2<sup>3</sup>/<sub>4</sub>" Sidewall  
10.8 cm Base x 6.98 cm Sidewall



#### WX1-warmer

Product No. : 06450.6000

One position warmer



#### Easy Pour® black decanter

Product No. : 06100.0201

Quantity: 1 *(also packaged in quantities of 3 & 24)*



#### WX2-warmer

Product No. : 06310.6000

Two position warmer



#### Easy Clear® ED-17-TL

Product No. : 30201.1001

Dimensions: 8<sup>1</sup>/<sub>4</sub>" H x 2<sup>5</sup>/<sub>16</sub>" Dia.

20.95 cm H x 5.87 cm Dia.





#### Easy Pour® orange decanter (for decaf)

Product No. : 06101.0201

Quantity: 1 *(also packaged in quantities of 3 & 24)*



Model	Agency Listing	International Model	Agency Listing
CWTF 2/2 Twin		No International model	
CWTF 4/2 Twin			

# Dimensions & Specifications

**CANADA**

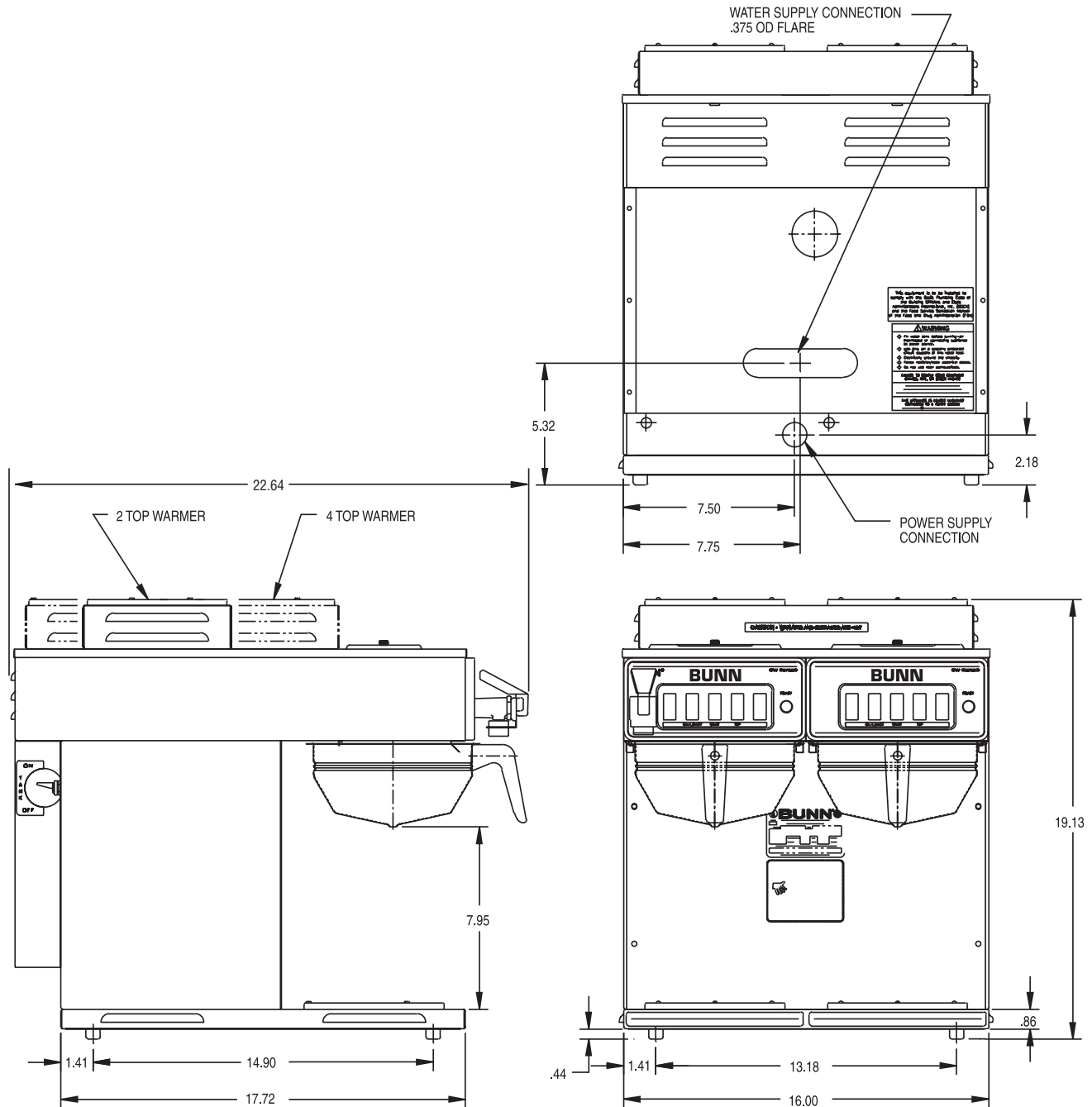


Model	Product #	Volts	Amps	Tank Heater Watts	Total Watts	Capacity per hour	Cubic ft <sup>3</sup> /m <sup>3</sup>	Weight lbs/kg	Cord Attached
CWTF 2/2 Twin	23400.6001	120/240	27.7	2 @ 3000	6650	15 gal /56.8 liter	6.4/.18	56 / 25.4	No
CWTF 4/2 Twin	23400.6002	120/240	28.5	2 @ 3000	6850	15 gal /56.8 liter	6.4/.18	56 / 25.4	No

Brewing capacity: based upon incoming water temp of 60°F (140°F rise) per 1/2 gallon brew time of 4 minutes.

Electrical: Model requires 3-wires plus ground service rated 120/240V, single phase, 60 Hz.

Plumbing: 20-90 psi (138-621 kPa). Machine supplied with 3/8" male flare fitting.



Bunn-O-Matic Corporation of Canada - 280 Industrial Pkwy. S. Aurora, Ontario L4G 3T9 • 905-841-2866 • Fax 905-841-2775 • www.bunn.com

BUNN® practices continuous product research and improvement. We reserve the right to change specifications and product design without notice. Such revisions do not entitle the buyer to corresponding changes, improvements, additions or replacements for previously purchased equipment.

All dimensions shown in inches. Bunn Corporation owns all copyrights relating to materials in this publication. Please contact Bunn Corporation to request permission to reproduce any portion of this publication.