

ITEM# _____

PROJECT _____

DATE _____

12 Cup CDBC Automatic Coffee Brewer



Model CDBC

(2 top warmers)
(decanters sold separately)
Dimensions: 18.9" H x 8.5" W x 17.8" D
(48cm H x 21.6cm W x 45.2cm D)

Features

Automatic CDBC Coffee Brewers

- Large 200 oz. (5.9 liter) tank provides back-to-back brewing capacity.
- Adjusts automatically to varying water pressure.
- Quicker install saves up to 30 minutes. Pot level, cold brew lock-out and tank temperature set easily from advanced touch pad on front of machine.
- Electronic diagnostics and built in tank drain make service easier.
- Ensures coffee brew quality with cold brew lock out capability.
- SplashGard® funnel deflects hot liquids away from the hand.
- Coffee extraction controlled with pre-infusion or Pulse Brew™ and digital temperature control.
- Automatic warmer shut-off.



Model CDBC

(3 lower warmers)
(decanters sold separately)
Dimensions: 17" H x 16.5" W x 17.7" D
(43.2cm H x 41.9cm W x 45cm D)

For current specification sheets and other information, go to www.bunn.com.

Related Products

Easy Clear® EQ-17-TL

Product No. : 30200.1000
Dimensions:
12⁷/₁₆" H x 2¹/₂" W x 3" D
31.6 cm H x 6.35 cm W x 7.62 cm D



Paper Filter Pack

Product No. : 20115.6000
Packed per case: 1,000
Dimensions: 4¹/₄" Base x 2³/₄" Sidewall
10.8 cm Base x 6.98 cm Sidewall



WX1-warmer

Product No. : 06450.6000
One position warmer



WX2-warmer

Product No. : 06310.6000
Two position warmer



Easy Clear® ED-17-TL

Product No. : 30201.1001
Dimensions: 8¹/₄" H x 2⁵/₁₆" Dia.
20.95 cm H x 5.87 cm Dia.




Easy Pour® black decanter

Product No. : 06100.0201
Quantity: 1 (also packaged in quantities of 3 & 24)



Easy Pour® orange decanter (for decaf)

Product No. : 06101.0201
Quantity: 1 (also packaged in quantities of 3 & 24)

Model	Agency Listing	International Model	Agency Listing
CDBC15-2		No International model	
CDBC15-3			
CDBC35-3			

Dimensions & Specifications



Model	Product #	Volts	Amps	Tank Htr Watts	Total Watts	Capacity per hour	Cubic ft ³ /m ³	Weight lbs/kg	Cord Attached
CDBCF15 (3 lower)*	28800.6000	120	12.5	1150	1500	3.8 gal/14.4 liter	6.3/.18	38 / 17.3	Yes
CDBCF15 (2 top)*	28800.6001	120	12.5	1150	1500	3.8 gal/14.4 liter	3.7/.10	30 / 13.6	Yes
CDBCF35 (3 lower)*	28800.6010	120/240	17.5	3500	3850	7.5 gal/28.4 liter	6.3/.18	38 / 17.3	No
CDBC35 (2 top)*	28800.6013	120/240	17.5	3500	3850	7.5 gal/28.4 liter	4.0/.11	35 / 15.9	No
CDBC35 (3 lower)*	28800.6009	120/240	17.5	3500	3850	7.5 gal/28.4 liter	6.4/.18	38 / 17.3	No
CDBCF35 (2 top)*	28800.6014	120/240	17.5	3500	3850	7.5 gal/28.4 liter	3.7/.10	30 / 13.6	No

*Models have a stainless steel trunk & plastic funnel.

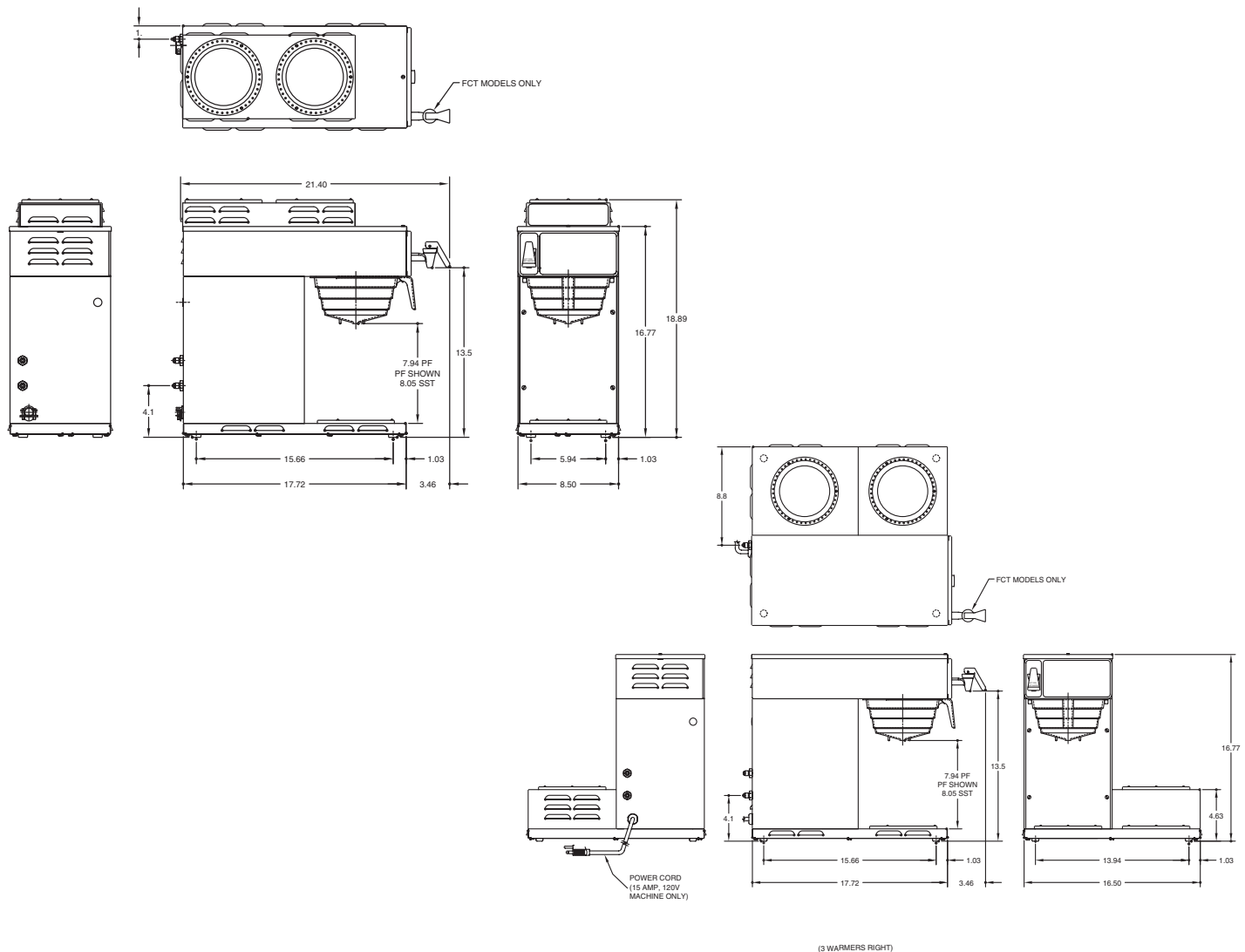
Brewing capacity: based upon incoming water temp of 60°F (140°F rise) per 1/2 gallon brew time of 4 minutes.

Electrical: 120 volt, 15 amp. models require 2-wires plus ground service rated 120V, single phase, 60 Hz.

120/240 volt models require 3-wires plus ground service rated 120/240V, single phase, 60 Hz.

An internal terminal block is configured for connection to a 3-wire plus ground.

Plumbing: 20-90 psi (138-621 kPa). Machines supplied with 1/4" male flare fitting. Twin models supplied with 3/8" male flare fitting.



Bunn-O-Matic Corporation of Canada - 280 Industrial Pkwy. S. Aurora, Ontario L4G 3T9 • 905-841-2866 • Fax 905-841-2775 • www.bunn.com

BUNN® practices continuous product research and improvement. We reserve the right to change specifications and product design without notice. Such revisions do not entitle the buyer to corresponding changes, improvements, additions or replacements for previously purchased equipment.

All dimensions shown in inches. Bunn Corporation owns all copyrights relating to materials in this publication. Please contact Bunn Corporation to request permission to reproduce any portion of this publication.